

Presenting person

MathCityMap

Module 5: Peer Review



Deutschland
Land der Ideen



Ausgezeichneter Ort 2019



The tasks are created in the Web
Portal...
What now?


Peer Review among students

- 📋 Idea: Students give each other feedback on their tasks
- 📋 Goal: Improvement of tasks and acquisition of skills in formulating feedback

- 1 add the symbol/pictogram of the review to this slide
Eva Schmidthaler; 22.10.2025













2

How to initiate peer review

← Mathe-Adler Klasse 6  +

Web portal > Learning Groups > Ig6666b1b565784

STUDENTS (6) LEARNING GROUP TASKS (0)

 MA6_2406_e2q		3
Last Update a year ago		
 MA6_2406_jNT		2
Last Update a year ago		
 MA6_2406_JvZ		2
Last Update a year ago		
 MA6_2406_PdB		3
Last Update a year ago		
 MA6_2406_QEa		2
Last Update a year ago		
 MA6_2406_Xso		0
Last Update a year ago		

Basic Data

Learning Group Title *
Mathe-Adler Klasse 6

Learning Group ShortCode *
MA6
Auto Uppercase

Peer Review BETA

Review State Active

If the review state is active, your students can review each other's tasks.
While active, you will find detailed setting options in a new tab in your learning group.

New Passwords

























Generate new passwords for all students of this Learning Group. The passwords can then be downloaded as a PDF. **GENERATE NEW PASSWORDS**

Warning: Old Passwords will be overwritten!

DELETE THIS LEARNING GROUP **SAVE**



STUDENTS (6) LEARNING GROUP TASKS (0) REVIEW SETTINGS

 MA6_2406_e2q		3
Last Update a year ago		0
		0
 MA6_2406_jNT		2
Last Update a year ago		0
		0
 MA6_2406_JvZ		2
Last Update a year ago		0
		0
 MA6_2406_PdB		3
Last Update a year ago		0
		0
 MA6_2406_QEa		2
Last Update a year ago		0
		0
 MA6_2406_Xso		0
Last Update a year ago		0
		0

Folie 4

























2

please elaborate a bit more, what the teachers should do; zoomed in pictures of each step; maybe split to different slides; add bigger pictures of the pictograms used in the portal for a better navigation

Eva Schmidthaler; 22.10.2025

How to initiate peer review

STUDENTS (6) LEARNING GROUP TASKS (0) **REVIEW SETTINGS**



 MA6_2406_e2q	 3
	 0
Last Update a year ago	 0
 MA6_2406_jNT	 2
	 0
Last Update a year ago	 0
 MA6_2406_JvZ	 2
	 0
Last Update a year ago	 0
 MA6_2406_PdB	 3
	 0
Last Update a year ago	 0
 MA6_2406_QEa	 2
	 0
Last Update a year ago	 0
 MA6_2406_Xso	 0
	 0
Last Update a year ago	 0

STUDENTS (6) LEARNING GROUP TASKS (12) **REVIEW SETTINGS**

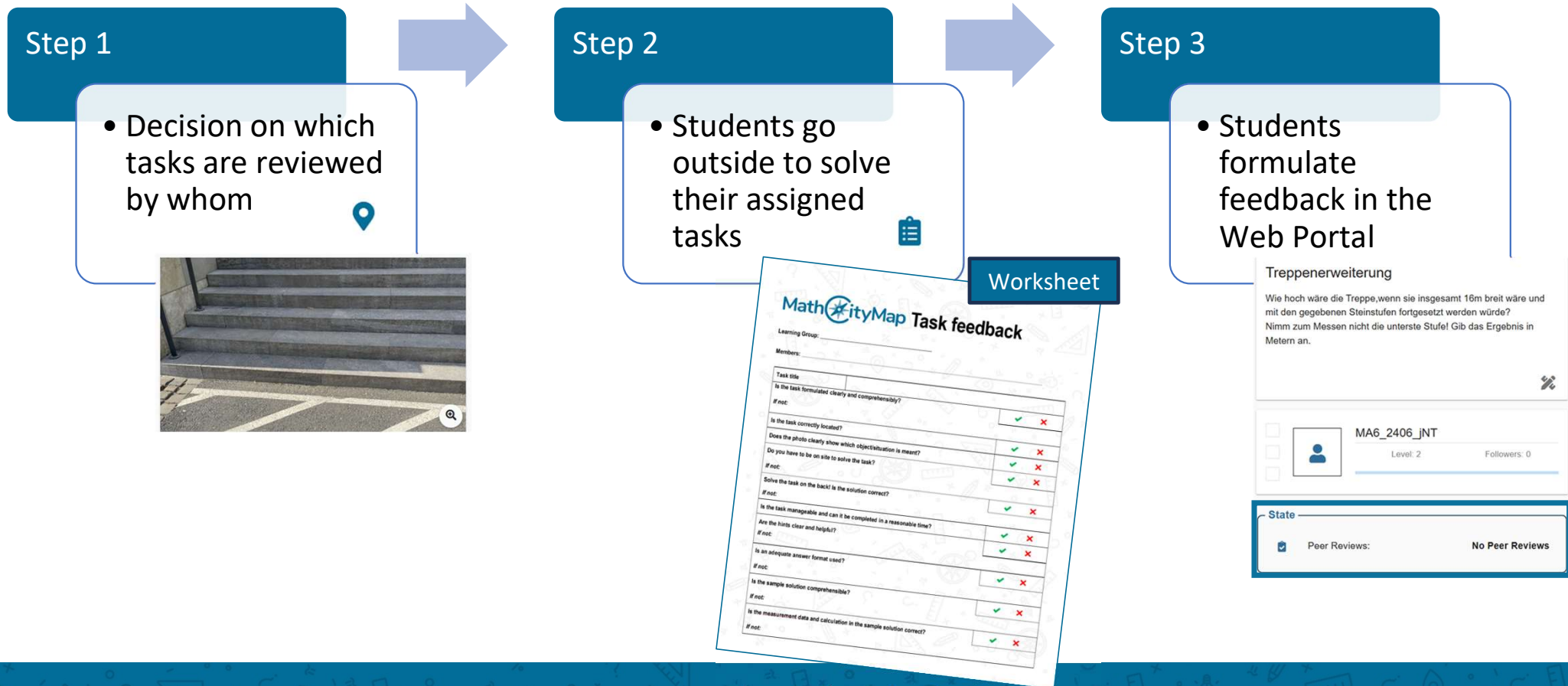
How this works

The changes you make here have a direct influence on which Tasks are available to you and your students in the review. If one or more date limits are set, only tasks within these limits are displayed.

Start Date Disabled End Date Disabled

 10.06.2024  22.08.2025

How to organize peer review



Folie 6

- 3** the text is so small Treppenerweiterung, it is hard to read
Eva Schmidthaler; 22.10.2025
- 1** Ana: Slide 6 could give more emphasis to the template for task feedback. Although it is included, it may go unnoticed.
Simone Jablonski; 23.10.2025

Peer Review: Student's view

Peer Reviews + ADD NEW

There are no Peer Reviews for this task yet.

Create Peer Review

Please select, if you like this task

- What is nice about this Task?
- What can be improved in this Task?

CREATE



Create Peer Review

What is nice about this Task?
It is very creative!

What can be improved in this Task?
The task location is incorrect.



Active Peer Reviews

- It is very creative!
- The task location is incorrect.



22.8.2025 10:37

Peer Review: Teacher's view

Peer Reviews

+ ADD NEW

Active Peer Reviews

 It is very creative!
 The task location is incorrect.
 22.8.2025 10:37 **ma6_2508_i08**



Edit Peer Review

What is nice about this Task?





It is very creative!

What can be improved in this Task?



The task location is incorrect.



 It is very creative!
 The task location is incorrect.
 22.8.2025 10:37 **ma6_2508_i08**

Why do you want to resolve this Peer Review?

RESOLVE

CANCEL



 It is very creative!
 The task location is incorrect.
 22.8.2025 10:37 **ma6_2508_i08**

Why do you want to delete this Peer Review?

DELETE

CANCEL



4

please elaborate a bit more, what the teachers should do; zoomed in pictures of each step; maybe split to different slides; add bigger pictures of the pictograms used in the portal for a better navigation

Eva Schmidthaler; 22.10.2025